


State of New Hampshire Public Utilities Commission



CLEC and CTP Annual Report

Line No.	COVER PAGE
1	Carrier name: Wilton Telephone Company, Inc.
2	For calendar year ended December 31, 2011
3	Federal Tax Identification Number: <input type="text"/>
4	Enter the New Hampshire CLEC # and/or CTP #, whichever applies. CLEC Registration # : <input type="text"/> CTP Certification # : <input type="text"/>
5	Most recent former name, if applicable: <input type="text"/>
6	Date of name change, if applicable: <input type="text"/> (enter as mm/dd/yy)
7	Enter contact information for person responsible for this report: Name: <input type="text"/> Jerry L. Miller Title: <input type="text"/> Assistant Treasurer Address: <input type="text"/> 24 Depot Square, Unit 2 City, State, Zip Code: <input type="text"/> Northfield, Vermont 05663 Telephone: <input type="text"/> 765-522-0216 Fax: <input type="text"/> 765-522-0244 Email: <input type="text"/> finance@tdstelecom.com
Per Puc 434.03, annually filed reports shall be due on or before March 31 of each year. Per RSA 374:17, neglect or refusal to file will result in a forfeiture of \$100 per day for each day in default.	

New Hampshire CLEC and CTP Annual Report of Wilton Telephone Company, Inc.

Year ended December 31, 2011

Line No.	GENERAL INFORMATION																	
1	Company authorized in New Hampshire as (select one):	<input type="radio"/> CLEC <input type="radio"/> CTP <input type="radio"/> Both																
2	Trade name, as known to the public:	TDS Telecom																
3	Consumer affairs contact:	Regulatory affairs contact:																
	Name: Thomas Murray	Name: Thomas Murray																
	Phone: 802-485-9724	Phone: 802-485-9724																
	Email: tom.murray@tdstelecom.com	Email: tom.murray@tdstelecom.com																
4	Names and titles of officers.																	
	<table border="1"> <thead> <tr> <th>Name</th> <th>Title</th> </tr> </thead> <tbody> <tr> <td>David A. Wittwer</td> <td>President</td> </tr> <tr> <td>William J. Megan</td> <td>Vice President</td> </tr> <tr> <td>James W. Butman</td> <td>Vice President</td> </tr> <tr> <td>David P. Jones</td> <td>Secretary/Treasurer</td> </tr> <tr> <td> </td> <td> </td> </tr> <tr> <td> </td> <td> </td> </tr> <tr> <td> </td> <td> </td> </tr> </tbody> </table>		Name	Title	David A. Wittwer	President	William J. Megan	Vice President	James W. Butman	Vice President	David P. Jones	Secretary/Treasurer						
Name	Title																	
David A. Wittwer	President																	
William J. Megan	Vice President																	
James W. Butman	Vice President																	
David P. Jones	Secretary/Treasurer																	
5	Names of affiliate companies, if any, that provide service in New Hampshire.																	
	<table border="1"> <thead> <tr> <th>Name</th> </tr> </thead> <tbody> <tr> <td>Hollis Telephone Company, Inc.</td> </tr> <tr> <td>Kearsarge Telephone Company</td> </tr> <tr> <td>Merrimack County Telephone Company</td> </tr> <tr> <td>Union Telephone Company</td> </tr> <tr> <td>TDS Long Distance Corporation</td> </tr> </tbody> </table>		Name	Hollis Telephone Company, Inc.	Kearsarge Telephone Company	Merrimack County Telephone Company	Union Telephone Company	TDS Long Distance Corporation										
Name																		
Hollis Telephone Company, Inc.																		
Kearsarge Telephone Company																		
Merrimack County Telephone Company																		
Union Telephone Company																		
TDS Long Distance Corporation																		
6	Has the company discontinued services in any exchange during the year? (Enter Yes or No)	No																
	If so, please list each exchange and the date service was stopped below.																	
7	Has the company discontinued operation in New Hampshire during the year? (Enter Yes or No)	No																
8	If the response to line 7 is Yes, does the company wish to request withdrawal of certification? (Enter Yes or No)																	
9	Does the company take or require deposits for telephone service? (Enter Yes or No)	No																
10	Does the company offer internet access to end users in New Hampshire? (Enter Yes or No)	Yes																

New Hampshire CLEC and CTP Annual Report of Wilton Telephone Company, Inc. Year ended December 31, 2011

Line No.	NEW HAMPSHIRE REVENUE		
	<u>New Hampshire Retail Revenue</u>	<u>Line Applies To</u>	
1	Intrastate (IntraLATA) Toll Revenue*	CLEC/CTP	\$ -
2	All Other Toll Revenue (Include Interstate/InterLATA)	CLEC/CTP	-
3	Local Service Revenue	CLEC	414,638
4	Access Revenue	CLEC	204,700
5	All Other New Hampshire Revenue (describe on line 11 below)	CLEC/CTP	183,662
	Total New Hampshire Retail Revenue		\$ 803,000
	<u>New Hampshire Wholesale Revenue</u>		
6	Intrastate (IntraLATA) Toll Revenue*	CLEC/CTP	\$ -
7	All Other Toll Revenue (Include Interstate/InterLATA)	CLEC/CTP	-
8	Local Service Revenue	CLEC	48,185
9	Access Revenue	CLEC	1,060,788
10	All Other New Hampshire Revenue (describe on line 12 below)	CLEC/CTP	21,625
	Total New Hampshire Wholesale Revenue		\$ 1,130,598
	Total New Hampshire Revenue		\$ 1,933,598
11	If an amount has been entered on line 5, describe Retail-All Other New Hampshire Revenue.		
	Directory, rent, billing and collection and other incidental revenue.		
12	If an amount has been entered on line 10, describe Wholesale-All Other New Hampshire Revenue.		
	Leased Facilities.		
	* Note that New Hampshire is a single-LATA state		
	** Total New Hampshire Revenue is used for assessment purposes		

New Hampshire CLEC and CTP Annual Report of Wilton Telephone Company, Inc.

Year ended December 31, 2011

Instructions: CTPs shall respond to questions 1 through 6. CLECs shall respond to questions 1 through 4 and questions 7 and 8. Carriers that are both CTPs and CLECs shall respond to questions 1 through 8.

Line No.	STATISTICS																							
Questions Applicable to Both CLECs and CTPs																								
1	Miles of sheathed fiber owned in New Hampshire:			31																				
2	Miles of sheathed copper owned in New Hampshire:			377																				
3	Number of switches that route New Hampshire traffic:			1																				
4	Enter the location of switches that route New Hampshire traffic.																							
	<table border="1"> <thead> <tr> <th>Street Address</th> <th>City</th> <th>State</th> </tr> </thead> <tbody> <tr> <td>1 Forest Road</td> <td>Wilton</td> <td>NH</td> </tr> <tr> <td></td> <td></td> <td></td> </tr> <tr> <td></td> <td></td> <td></td> </tr> <tr> <td></td> <td></td> <td></td> </tr> </tbody> </table>				Street Address	City	State	1 Forest Road	Wilton	NH														
Street Address	City	State																						
1 Forest Road	Wilton	NH																						
Questions Applicable to CTPs																								
5	Number of presubscribed access lines in New Hampshire:																							
6	New Hampshire intrastate conversation minutes:																							
Questions Applicable to CLECs																								
7	Enter New Hampshire points of interconnection with incumbent LECs by rate center and company.																							
	<table border="1"> <thead> <tr> <th>Rate Center</th> <th>Company</th> </tr> </thead> <tbody> <tr> <td>N/A due to ILEC functioning under alternative regulation</td> <td></td> </tr> <tr> <td></td> <td></td> </tr> <tr> <td></td> <td></td> </tr> <tr> <td></td> <td></td> </tr> </tbody> </table>		Rate Center	Company	N/A due to ILEC functioning under alternative regulation								<table border="1"> <thead> <tr> <th>Rate Center</th> <th>Company</th> </tr> </thead> <tbody> <tr> <td></td> <td></td> </tr> <tr> <td></td> <td></td> </tr> <tr> <td></td> <td></td> </tr> <tr> <td></td> <td></td> </tr> </tbody> </table>		Rate Center	Company								
Rate Center	Company																							
N/A due to ILEC functioning under alternative regulation																								
Rate Center	Company																							
8	Number of voice equivalent lines used by New Hampshire customers:			2,449																				

New Hampshire CLEC and CTP Annual Report of Wilton Telephone Company, Inc. Year ended December 31, 2011

Instructions: CLECs shall complete the table. Complete the fields as follows:

Locality/Rate Center: Enter the name of the city or town.

Residential or Business: Enter Residential or Business.

Service Type: Enter POTS, ADSL, IDSL, HDSL, SDSL, RADSL, VDSL, Frame Relay, T1, Fractional T1, PRI, DS3, Switched 56 Kbps, Virtual FX, or Other.

Count: Enter number of lines or circuits provided. For virtual FX, enter the number of telephone numbers.

Provisioning Method: Enter Facilities, IP, Resale, Special Access, UNE, UNE-P, Virtual, or Other.

NXX: Enter the 3 digit NXX code.

If additional rows are needed to complete the table: 1) Move cursor one row beyond Line No. 19. 2) From the Excel menu bar, select Insert>Rows. 3) To insert additional rows repeat step 1 and 2. 4) To add line numbers to the new rows, copy line number 19 in the Line No. column to the newly added rows.

Line No.	LINES BY LOCALITY					
	Locality/Rate Center	Residential or Business	Service Type	Count	Provisioning Method	NXX (optional)
1	INFORMATION IS CONFIDENTIAL					
2						
3						
4						
5						
6						
7						
8						
9						
10						
11						
12						
13						
14						
15						
16						
17						
18						
19						

Year ended December 31, 2011

Instructions: CLECs that have attained CLEC FX eligibility in New Hampshire exchanges shall complete the table. Complete the fields as follows:

If additional rows are needed to complete the table: 1) Move cursor one row beyond Line No. 10. 2) From the Excel menu bar, select Insert>Rows. 3) To insert additional rows repeat steps 1 and 2. 4) To add line numbers to the new rows, copy line number 10 in the Line No. column to the newly added rows.

[illegible]

New Hampshire CLEC and CTP Annual Report of Wilton Telephone Company, Inc.

Year ended December 31, 2011

Instructions:

- 1) Complete the information called for on the form, including the date that the other sections of this CLEC-CTP Annual Report were electronically submitted and filed with the Commission. (The Attestation Form is filed separately from the rest of the report, and is submitted through the mail).
- 2) Print this page from your printer.
- 3) The president of the company must sign and date the form before a notary public.
- 4) The treasurer of the company must sign and date the form before a notary public.
- 5) The notary public witnessing the signatures of the president and the treasurer must notarize the form.
- 6) Mail the form to:

**Telecommunications Division
New Hampshire Public Utilities Commission
21 South Fruit Street, Suite 10
Concord, NH 03301-2429**

ATTESTATION FORM

ANNUAL REPORT

OF

Wilton Telephone Company, Inc.
Carrier's Name

TO THE
STATE OF NEW HAMPSHIRE
PUBLIC UTILITIES COMMISSION
For the year ended December 31, 2011

OATH

State of **Vermont** **Wisconsin**

County of **Washington** **Dane** ss.

We, the undersigned, **David A. Wittwer**
President's Name

and

David P. Jones
Treasurer's Name

of, on our oath do severally say that the report, filed on **31-Mar-12**, has been prepared, under our

(insert date filed)

direction, from the original books, papers and records of said utility, that we have carefully examined the same, and declare the same to be a complete and correct statement of the business and affairs of said utility, in respect to each and every matter and thing therein set forth to the best of our knowledge, information and belief; and that the accounts and figures contained in the foregoing report embrace all of the financial operations of said utility during the period for which said report is made.


Subscribed and sworn to before me this

7th
(insert day, eg 14th)


day of

MARCH, 2012
(insert month and year)


President's Signature


Treasurer's Signature


Treasurer's Signature


Notary's Signature

2/15/2015

Date Commission Expires

TELECOM CONDENSED BALANCE SHEET - UNAUDITED
CURRENT MONTH TO PRIOR YEAR END AND PRIOR YEAR CURRENT MONTH
REPORT NUMBER: 15020
NO ACCOUNT SUPPRESSION

PAGE: 1

Wilton Telephone Company
0110RUN DATE: 03/21/2012
RUN TIME: 09:17:36

Eval Period: 12, 2011

Cash & Working Funds	Cur Bal	Pr Yr End Bal	Change	% Chg	Pr Yr Cur Mth	Change	% Chg
Cash & Working Funds	4,636	-5,271	9,907	187.9	-5,271	9,907	187.9
Temp Cash Investment	0	0	0	0.0	0	0	0.0
Temp Cash Invest-Aff	1,065,897	923,441	142,457	15.4	923,441	142,457	15.4
Accts Rec Customers	185,182	198,139	-12,957	-6.5	198,139	-12,957	-6.5
Accts Rec Affiliated	26,523	19,539	6,984	35.7	19,539	6,984	35.7
Accts Rec Other	241,831	272,920	-31,089	-11.4	272,920	-31,089	-11.4
Material & Supplies	49,823	40,718	9,105	22.4	40,718	9,105	22.4
Non-Reg Material & Supplies	0	7,177	-7,177	-100.0	7,177	-7,177	-100.0
Other Current Assets	8,781	7,186	1,595	22.2	7,186	1,595	22.2
Total Current Assets	1,582,674	1,463,849	118,825	8.1	1,463,849	118,825	8.1
Investments & Funds	0	0	0	0.0	0	0	0.0
Non-Reg Investments, Net	10,719	8,716	2,003	23.0	8,716	2,003	23.0
Other Assets & Def Chrgs	24,510	5,825	18,684	320.7	5,825	18,684	320.7
Tel Plant in Service	8,775,813	8,666,924	108,889	1.3	8,666,924	108,889	1.3
Accumulated Depreciation	-6,373,077	-6,017,207	-355,870	-5.9	-6,017,207	-355,870	-5.9
Net Tel Plant in Service	2,402,736	2,649,718	-246,982	-9.3	2,649,718	-246,982	-9.3
Tel Plant Under Contr	221,417	24,184	197,232	815.5	24,184	197,232	815.5
Other Prop, Plt & Equip, Net	45,654	60,139	-14,485	-24.1	60,139	-14,485	-24.1
Total Telephone Plant	2,669,807	2,734,041	-64,234	-2.3	2,734,041	-64,234	-2.3
TOTAL ASSETS	4,287,710	4,212,431	75,279	1.8	4,212,431	75,279	1.8
Advances from Affil	0	0	0	0.0	0	0	0.0
Current Maturities LTD	0	0	0	0.0	0	0	0.0
Notes Payable - Affil	0	0	0	0.0	0	0	0.0
Notes Payable - Other	0	0	0	0.0	0	0	0.0
Accounts Payable - Affil	173,452	160,968	12,484	7.8	160,968	12,484	7.8
Accounts Payable - Other	209,251	200,845	8,406	4.2	200,845	8,406	4.2
Accrued Interest	21	0	21	*1900.0	0	21	*1900.0
Accrued Taxes	74,082	22,924	51,159	223.2	22,924	51,159	223.2
Other Current Liabilities	82,329	136,364	-54,035	-39.6	136,364	-54,035	-39.6
Total Current Liabilities	539,136	521,101	18,034	3.5	521,101	18,034	3.5
Deferred Credits	551,972	522,790	29,182	5.6	522,790	29,182	5.6
Capital Stock - Common	1	1	0	0.0	1	0	0.0
Premium on Cap Stock	2,730,991	2,730,991	0	0.0	2,730,991	0	0.0
Other Capital	-35,971	-8,376	-27,596	-329.5	-8,376	-27,596	-329.5
Retained Earnings	501,582	445,924	55,658	12.5	445,924	55,658	12.5
Total Common Equity	3,196,602	3,168,540	28,062	0.9	3,168,540	28,062	0.9
Capital Stock - Preferred	0	0	0	0.0	0	0	0.0
Long-Term Debt - Funded	0	0	0	0.0	0	0	0.0
Other Long-Term Debt	0	0	0	0.0	0	0	0.0
Total Capitalization	3,196,602	3,168,540	28,062	0.9	3,168,540	28,062	0.9
TOTAL CAPITAL & LIAB	4,287,710	4,212,431	75,279	1.8	4,212,431	75,279	1.8

Wilton Telephone Company
0110TELECOM CONDENSED INCOME STATEMENT - UNAUDITED
CURRENT MONTH TO PRIOR YEAR CURRENT MONTH AND PRIOR YEAR END
REPORT NUMBER: 10015
NO ACCOUNT SUPPRESSION

PAGE: 1

RUN DATE: 03/21/2012
RUN TIME: 09:20:58

PERIOD: 1 to 12, 2011

	Cur Per	Pr Yr Sm Per	Change	% Chg	Cur Ytd Bal	Pr Ytd Bal	Change	% Chg
Local Network Services	472,011.71	500,515.48	-28,503.77	-5.7	472,011.71	500,515.48	-28,503.77	-5.7
Network Access Services Rev	1,265,499.87	1,356,126.98	-90,627.11	-6.7	1,265,499.87	1,356,126.98	-90,627.11	-6.7
Long Distance Network Svcs R	0	0	0.00	0.0	0	0	0.00	0.0
Billing & Collect	77,872.85	84,419.82	-6,546.97	-7.8	77,872.85	84,419.82	-6,546.97	-7.8
Other Operating	119,130.06	107,745.91	11,384.15	10.6	119,130.06	107,745.91	11,384.15	10.6
Uncollectible Revenues	-916.59	488.18	-1,404.77	-287.8	-916.59	488.18	-1,404.77	-287.8
Total Operating Rev	1,933,597.90	2,049,296.37	-115,698.47	-5.6	1,933,597.90	2,049,296.37	-115,698.47	-5.6
Depreciation & Amortization	482,147.10	470,704.72	11,442.38	2.4	482,147.10	470,704.72	11,442.38	2.4
Plt Specific Oper Exp	533,096.42	575,547.04	-42,450.62	-7.4	533,096.42	575,547.04	-42,450.62	-7.4
Plt Nonspecific Oper Exp	320,285.20	327,645.41	-7,360.21	-2.2	320,285.20	327,645.41	-7,360.21	-2.2
Customer Operations	288,410.31	297,253.56	-8,843.25	-3.0	288,410.31	297,253.56	-8,843.25	-3.0
Corporate Operations Expense	388,850.30	383,337.56	5,512.74	1.4	388,850.30	383,337.56	5,512.74	1.4
Net Income Taxes	40,326.38	23,090.28	17,236.10	74.6	40,326.38	23,090.28	17,236.10	74.6
Other Operating (Inc) & Exp	-17,436.00	-14,300.00	-3,136.00	-21.9	-17,436.00	-14,300.00	-3,136.00	-21.9
Total Operating Exp	2,035,679.71	2,063,278.57	-27,598.86	-1.3	2,035,679.71	2,063,278.57	-27,598.86	-1.3
Deferred ITC	0	0	0.00	0.0	0	0	0.00	0.0
Federal Taxes	-32,657.00	-5,455.00	-27,202.00	-498.7	-32,657.00	-5,455.00	-27,202.00	-498.7
State & Local	-8,725.00	1,898.00	-10,623.00	-559.7	-8,725.00	1,898.00	-10,623.00	-559.7
Tot Operating Taxes	-41,382.00	-3,557.00	-37,825.00	-*63.4	-41,382.00	-3,557.00	-37,825.00	-*63.4
Total Reg Oper Income	-60,699.81	-10,425.20	-50,274.61	-482.2	-60,699.81	-10,425.20	-50,274.61	-482.2
Int & Div Income	-4,709.43	-2,229.80	-2,479.63	-111.2	-4,709.43	-2,229.80	-2,479.63	-111.2
AFDUC	0	0	0.00	0.0	0	0	0.00	0.0
Non-Regulated Revenues	-635,972.97	-618,163.29	-17,809.68	-2.9	-635,972.97	-618,163.29	-17,809.68	-2.9
Non-regulated Expenses	379,070.27	396,726.29	-17,656.02	-4.5	379,070.27	396,726.29	-17,656.02	-4.5
Other Non-Oper Income	392.99	380.05	12.94	3.4	392.99	380.05	12.94	3.4
Income Taxes (Net)	105,859.00	90,411.00	15,448.00	17.1	105,859.00	90,411.00	15,448.00	17.1
Total Non-operating	-155,360.14	-132,875.75	-22,484.39	-16.9	-155,360.14	-132,875.75	-22,484.39	-16.9
Interest on LT Debt	0	0	0.00	0.0	0	0	0.00	0.0
Other Interest Exp	2.44	312.77	-310.33	-99.2	2.44	312.77	-310.33	-99.2
Total Fixed Charges	2.44	312.77	-310.33	-99.2	2.44	312.77	-310.33	-99.2
Extraordinary Items	0	0	0.00	0.0	0	0	0.00	0.0
NET INCOME (LOSS)	94,657.89	122,137.78	-27,479.89	-22.5	94,657.89	122,137.78	-27,479.89	-22.5